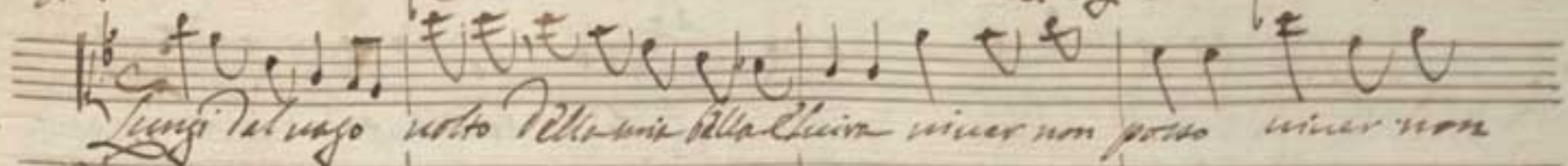


à Violino Solo


Canzona

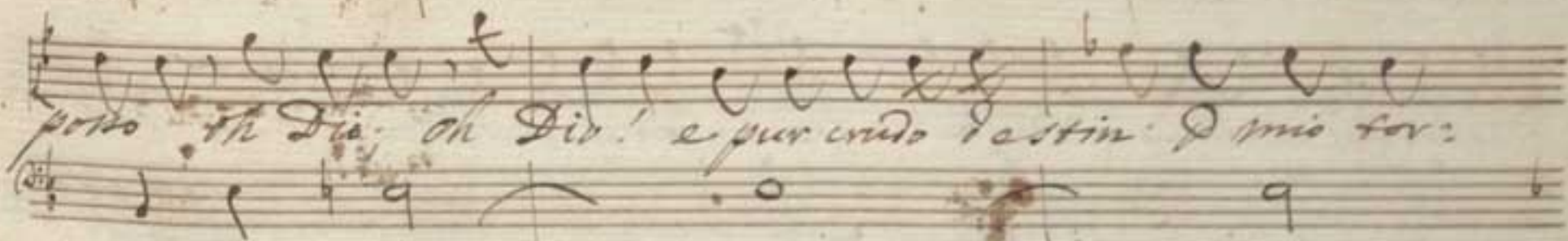
Del Sig. G. Arc. Puccini

33 32




 Lungi dal mio volto Vedo un'bella Chimera viver non posso viver non

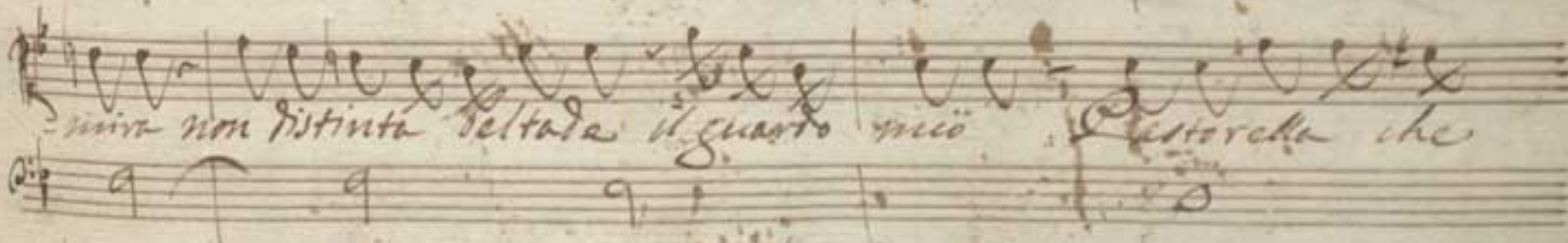




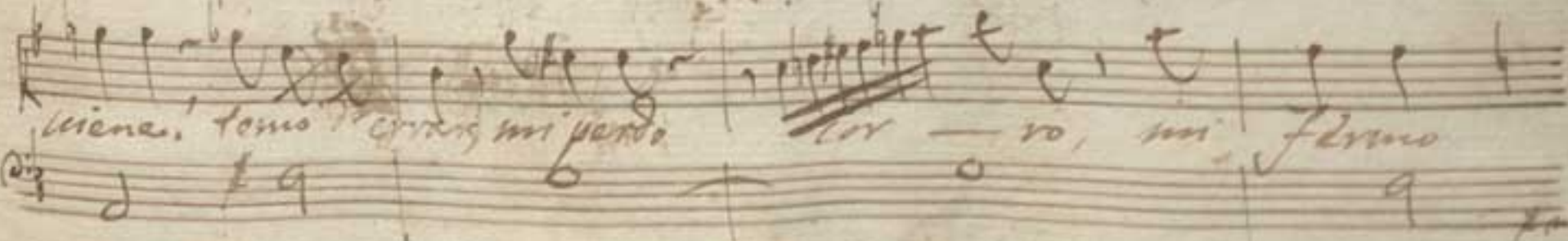
 posso in Dio, oh Dio! e per credo i destini d' mio for:



 miento or mi condanna i pascolar L'armento mi qual de lungi am:



 mira non distinta beltada il guardo mio Pastorella che

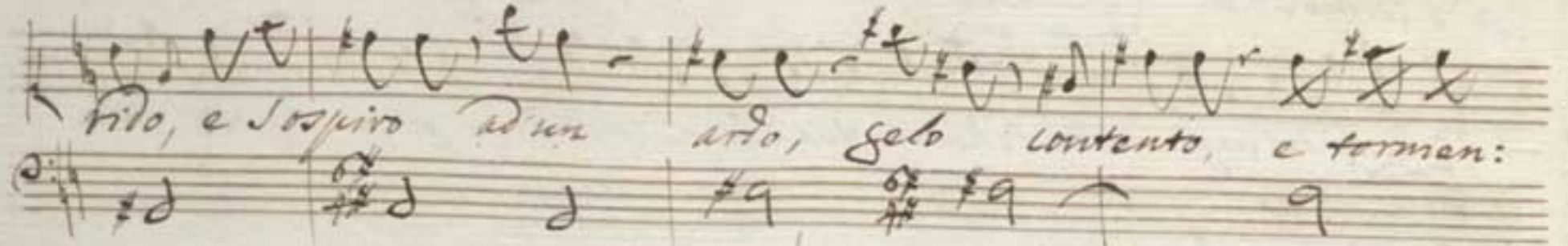


 viene, tomo l'erba mi perdo lor - ro, mi fermo

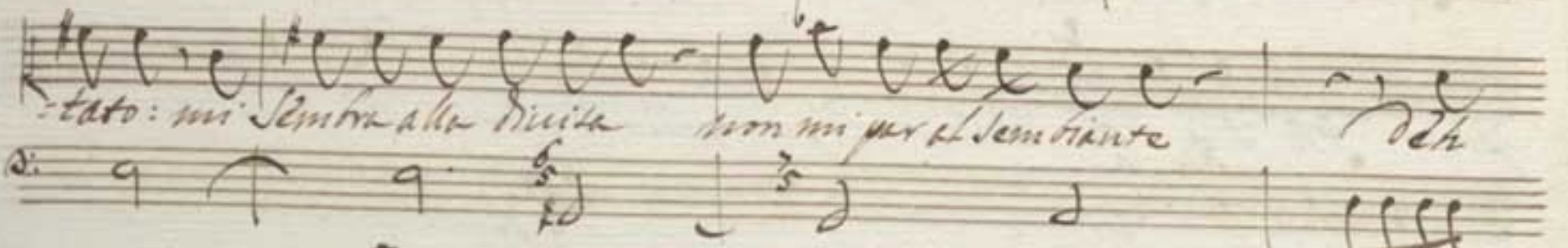
26



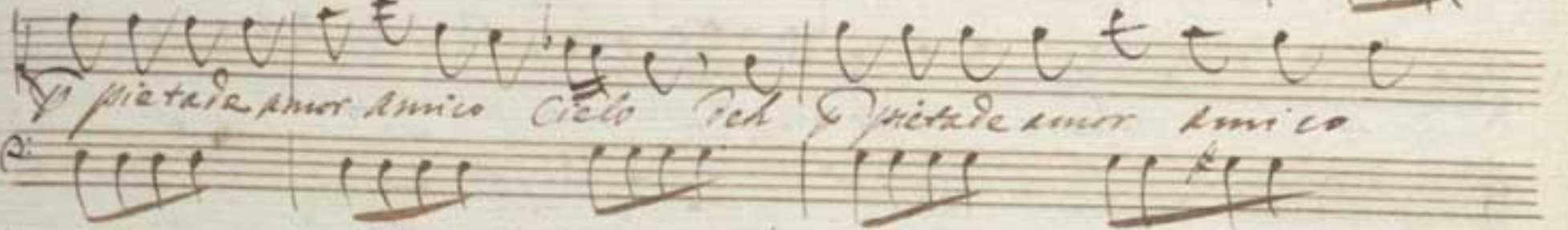
f filo, e sospiro ad un ardo, gelo contento, e formen:



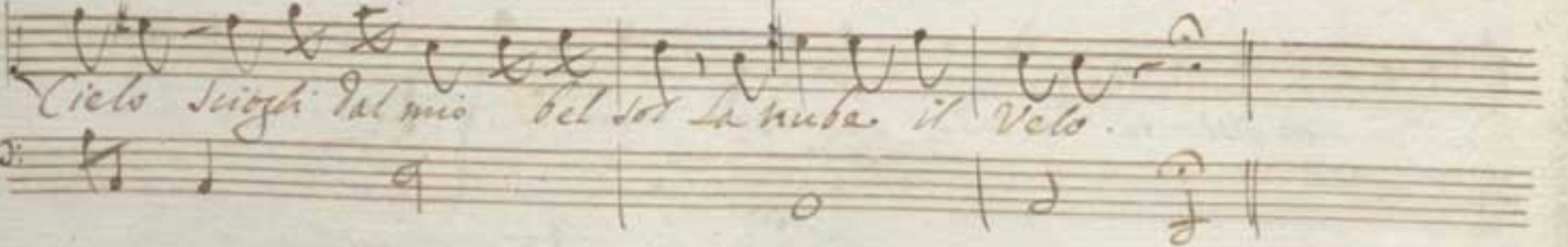
tato: mi sembra alla Divita non mi per il Sembrante



pietaie amor amico Cielo *Bel* *pietaie amor amico*



Cielo suogli dal mio bel sol la nube il Velo.



Aria

Largo

Handwritten musical score for a multi-instrument ensemble. The score consists of ten staves. The top staff is for a vocal line, marked "Aria". The second staff is for a bass line, marked "Largo". The remaining eight staves are for various instruments, including strings and woodwinds. The notation is in a historical style with various clefs and time signatures. The bottom staff contains the lyrics: "Angeli et viri cum quo quæstus illius impetratio".



Site ed' in panno sol col pian - to corso fare il mio Flor

Andel:

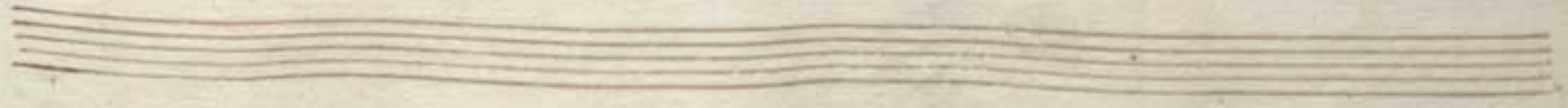
Adel noi col can

The image shows a page of handwritten musical notation on aged, yellowed paper. The score is written in brown ink and consists of several systems of staves. The first system includes a vocal line with lyrics: "Site ed' in panno sol col pian - to corso fare il mio Flor". Below this are two staves of accompaniment. The second system features a single staff with the tempo marking "Andel:". The third system consists of two staves of accompaniment with the lyrics "Adel noi col can" written below the first staff. The notation includes various note values, rests, and dynamic markings. At the bottom of the page, a yellow ruler is visible, showing measurements in centimeters from 15 to 47.

Handwritten musical score for the first system. The top staff is a vocal line with lyrics: *- fo queste Selue impreto si - te.* The bottom two staves are a piano accompaniment. The tempo marking *Adagio* is written above the piano part.

Handwritten musical score for the second system. The top staff is a vocal line with lyrics: *- etti noi col can* and *fo queste*. The bottom two staves are a piano accompaniment.

Handwritten musical score for the third system. The top staff is a vocal line with lyrics: *Selue impreto si re* and *ed io porto Sol col pianto Sol col pianto con star*. The bottom two staves are a piano accompaniment.



Handwritten musical score, first system. It consists of three staves. The top staff has a treble clef and a common time signature. The middle staff has a vocal line with the lyrics "ve conso la ve il mio dolor". The bottom staff has a bass clef. The music is written in brown ink on aged paper.

Handwritten musical score, second system. It consists of three staves. The top staff has a treble clef. The middle staff has a vocal line with the lyrics "ed lo posso sol col pianto sol col pianto conso la". The bottom staff has a bass clef. The music is written in brown ink on aged paper.

Handwritten musical score, third system. It consists of three staves. The top staff has a treble clef. The middle staff has a vocal line with the lyrics "ve il mio dolor". The bottom staff has a bass clef. The music is written in brown ink on aged paper.




Fata voi che d'incanto con amor e con pietade chiamai bosso il mio
 Sor chiamai al bosso il mio Tesor chiamai al bosso il mio Tesor

The image shows a page of handwritten musical notation on aged, yellowed paper. The page is numbered '56 35' in the top right corner. The music is written in brown ink on several staves. The notation includes various rhythmic values, clefs, and accidentals. There are two systems of lyrics written in a cursive hand. The first system of lyrics is: 'Fata voi che d'incanto con amor e con pietade chiamai bosso il mio'. The second system is: 'Sor chiamai al bosso il mio Tesor chiamai al bosso il mio Tesor'. The paper shows signs of age, including some staining and wear at the edges. A ruler is visible at the bottom of the page, indicating the page's width and the position of the text.

fate voi che volete in-

scanto con amor o con pietade chiami al Bos

co il mio Tesor chiami al bosco il mio Tesor chiami al



Bosco il mio Tesor.

Handwritten musical notation for the first system, featuring a treble clef and a bass clef. The treble staff contains a series of eighth notes and rests, while the bass staff contains a few notes and rests. The piece concludes with a double bar line and a final cadence.

Allegrezza mio core ch'al fin giunse alla meta L'uida mio pu-

Handwritten musical notation for the second system, including a treble clef and a bass clef. The treble staff is filled with eighth notes, and the bass staff has a few notes and rests. The lyrics are written below the notes.

pilla ti non oso o bella ti riveggio mio bene Tab.

Handwritten musical notation for the third system, including a treble clef and a bass clef. The treble staff contains eighth notes, and the bass staff has notes and rests. The lyrics are written below the notes.

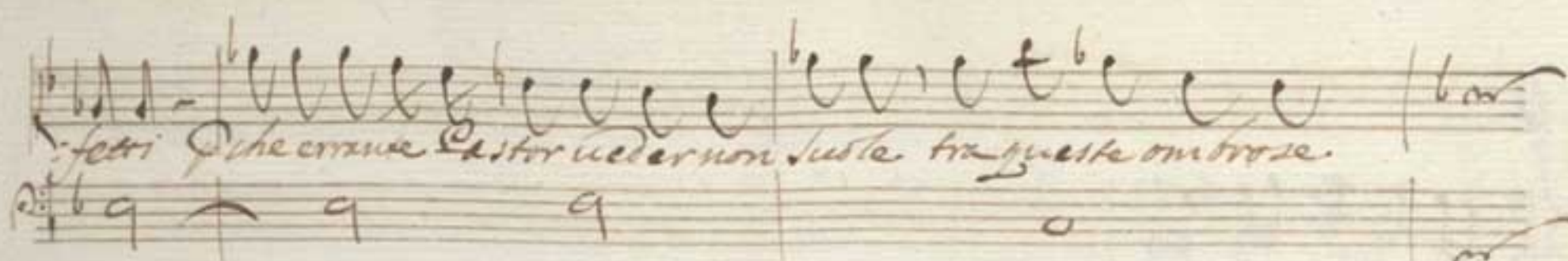
braccio Pastorella perdona o cam a miei sospetti.

Handwritten musical notation for the fourth system, including a treble clef and a bass clef. The treble staff contains eighth notes, and the bass staff has notes and rests. The lyrics are written below the notes.

A single empty musical staff at the bottom of the page, showing the five-line structure.




fatti che cruce Pastor uedernon iusta tra queste ombrose.




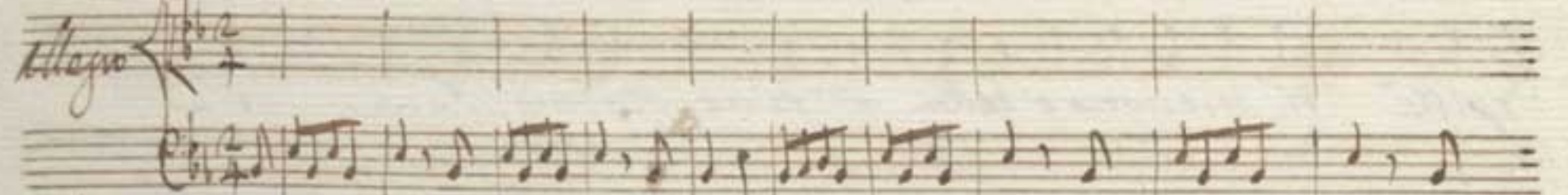
frondi aperto il sole.



Aria




Allegro



Handwritten musical notation for the first system, consisting of a vocal line and a piano accompaniment. The vocal line features a melodic phrase with a fermata. The piano accompaniment consists of a rhythmic pattern of eighth notes.

Handwritten musical notation for the second system, including a vocal line with lyrics and a piano accompaniment. The lyrics are: *Stringe rai sì sì non partirai più no' Bella ti rapiro' se il cor non*


Handwritten musical notation for the third system, including a vocal line with lyrics and a piano accompaniment. The lyrics are: *ce De seil*



Handwritten musical score, first system. It consists of three staves. The top staff is a single line. The middle and bottom staves are grouped by a brace on the left. The lyrics "Quor non cede" are written under the middle staff, and "mi stringe" is written under the bottom staff.

Handwritten musical score, second system. It consists of three staves. The top staff is a single line. The middle and bottom staves are grouped by a brace on the left. The lyrics "vrai si si non partirai no' no' mi stringe - vai ti si mi stringe" are written across the middle and bottom staves.

Handwritten musical score, third system. It consists of three staves. The top staff is a single line. The middle and bottom staves are grouped by a brace on the left. The lyrics "vrai non partirai no' no' non partirai Bello ti rapir" are written across the middle and bottom staves.



ro' - si rapio Sei uer non ce

De non ce - De si si si si si si

Stringenti no no no no non partiva Sei uer non



A page of handwritten musical notation on aged, yellowed paper. The score consists of ten staves, with the first two staves of each system connected by a brace on the left. The notation is in brown ink and includes various musical symbols such as notes, rests, and clefs. The second staff of the first system contains the handwritten text *De non a De* written in cursive. At the bottom of the page, there are three empty staves. A yellow ruler is placed horizontally at the very bottom of the image, showing measurements in centimeters from 15 to 47.

De non a De



Amante al tuo bel sen ti giuro amato sen ti giuro amato

Sen che mai timarchoi, che mai timarchoi l'amor, e fe -

de l'amore fe de che mai timarchoi che mai timarchoi

